



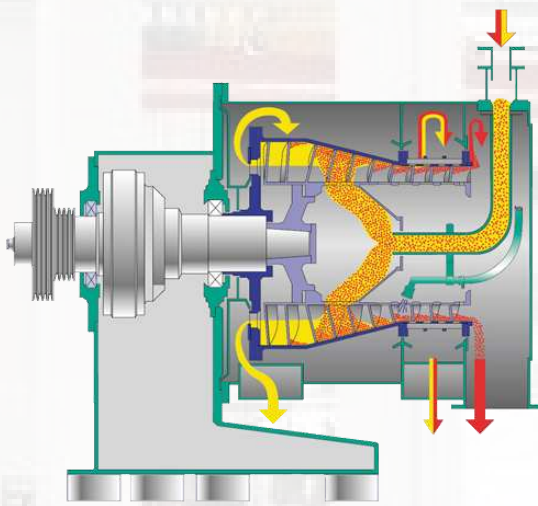
High Performance  
Reliable Screen Centrifuges ideal for...



- Solid Liquid Separation of Crystalline Products..
- Continuous Separation..
- High Throughput of Solids..etc



**HORIZONTAL  
WORM SCREEN CENTRIFUGES**

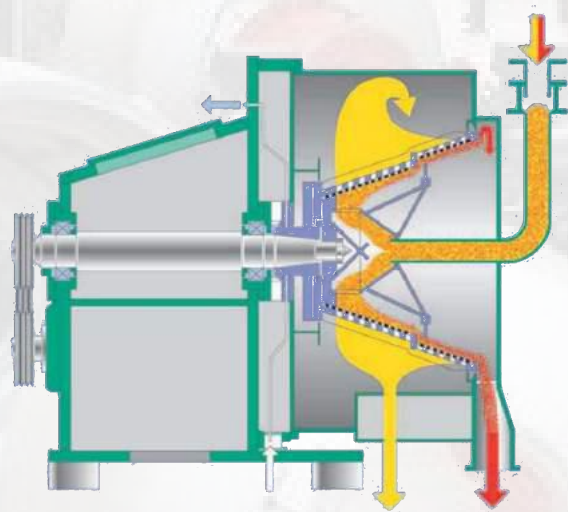


As show in figure besides, these are continuously running centrifuges, primarily known as worm/screen centrifuges in which the solids separated by wire wedge screen, and then moved by screw action from the inside to the outside diameter with the help differential speed of the screw(worm). With differentail speed of the worm adjusted to the feed/quality of material, widely different products such as cotton fibers, ice crystals any crystalline products, plastics etc are filtered from mother liquor.

## Materials of Construction

The contact parts are made from SS316. Other contact part material can be arrange. Optinally Abrasive Resistant Coating can also be apply.

## Centrifuge Configuration Options



- **Based on Basket angle.**
  - Straigh Basket
  - 10 degree Basket
  - 20 degree Basket
  - Decanting Pond Basket
- **Based on Screen type.**
  - Wire Wedge Screen
  - Milled Screen
  - Slotted Sheet
- **Transmission.**
  - Cycloidal Gearbox
  - Planetary Gearbox
  - Dual Motor, VFD

## Standard Technical Details : Worm Screen Centrifuge

Model	Basket mm	Speed(max) RPM	G value	Performance Liter Per Hour	Power HP	Weight Kg	Size (mm)(LWH)
WSC320	320	2880	1480	500 to 2500	10	700	1300x1000x1000
WSC350	350	2880	1620	1k to 3k	15	1000	1400x1200x1100
WSC450	450	2400	1450	2k to 5k	30	2000	1600x1400x1300
WSC530	530	2000	1190	3k to 10k	40	3000	1700x1400x1400
WSC900	900	1600	1290	9k to 35k	60	5000	2300x2300x2000

